

				( )			29	33
--	--	--	--	-----	--	--	----	----

--	--	--	--	--	--	--	--	--

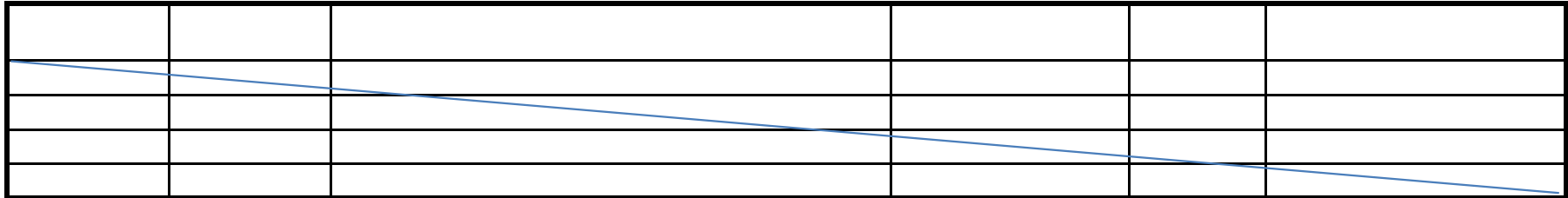
			13,988					
								100
							" "	


17	602	17	2,163		22	2,016	27	1,680		65
			27	71.3			25		22	15.3ha
	54.0ha									24
27		10	H27 101.9ha	H25 112.6ha	4		H27 998	H25 1,032		25
	24	26		10 H26 8.6ha	H24 9.5ha			6 H26 241,118	H24 255,954	

								30		
							2			



					(	






)

				13,988	
13,988ha 9,432		11,642ha 2,023	83 21.4		22
16 9		20,673	27	17,416	11 3,257
17,416	27		125 /		

				)	(		( 1					

	(	(						











(

6

5,000 1 25,000 1