本設平面図

S=1:500

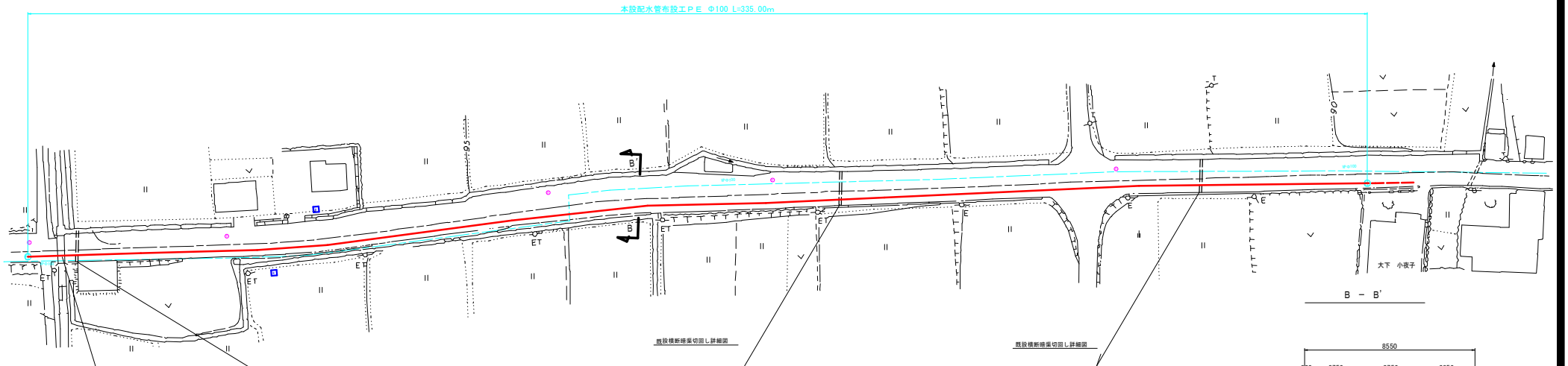

B － B'

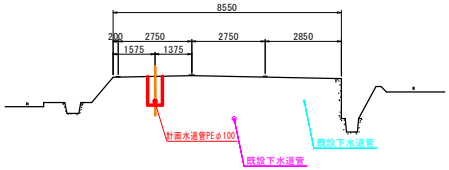

既設横断ＢＯＸ上越し詳細図

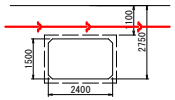

既設横断ＢＯＸ切回し詳細図

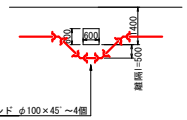

EFベンド φ100×45°～4個

既設横断暗渠切回し詳細図

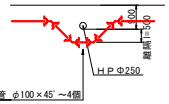

ＨＰΦ250

メカ形小曲管 φ100×45°～4個

既設横断暗渠切回し詳細図

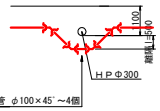

ＨＰΦ300

メカ形小曲管 φ100×45°～4個

本設配管詳細図

S=NONE SCALE

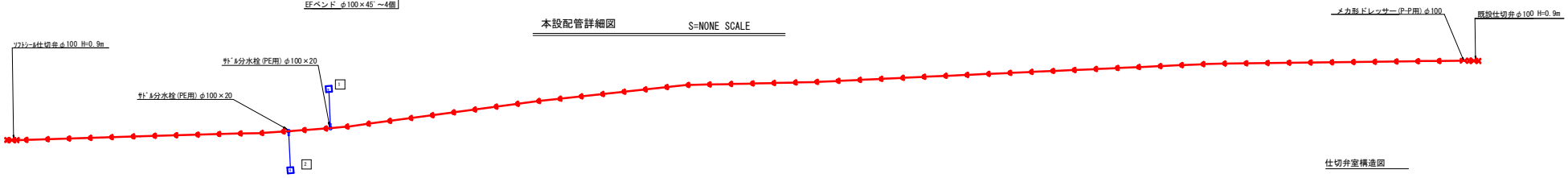

標準掘削断面図

県道 As H=0.9m

仕切弁室構造図

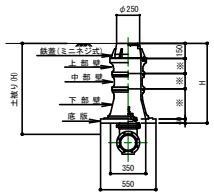

仕切弁組合せ表

土被り	H=0.90
鉄蓋(ミニネジ式)	1
調整リング H=50	1
上部壁 H=150	1
上下部壁 H=300	
中部壁 H=100	
〃 H=300	1
〃 H=300	
下部壁 H=150	
〃 H=300	1
底版 H=40	1
構造物高さ H	796

（本設）給水分岐標準図(1)

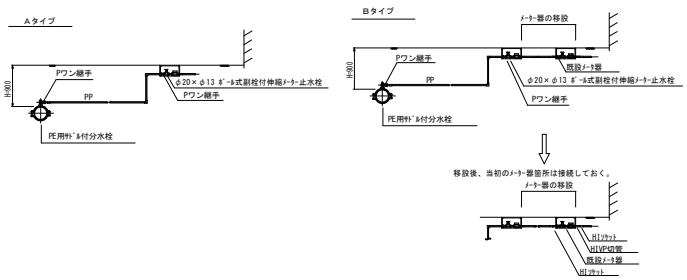

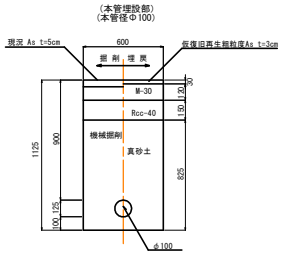

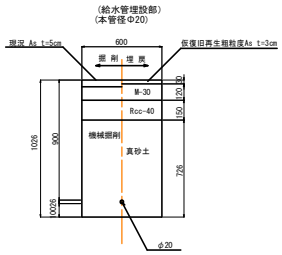

位置	琴浦町大字竹内		
工事名	上水道配水管布設替工事 （竹内地区R3-1工区）		
図名	平面図・配管図・標準断面図		
単位	m, mm	縮尺	図示
1 葉中ノ 1			
令和 3 年度施行	琴浦町		